



Compensation Plan GLOBAL

November 02, 2017



A background image showing silhouettes of a crowd of people with their arms raised in celebration, set against a teal gradient background.

NEW COMPENSATION PLAN



NEW COMPENSATION PLAN

NEW TERMS

Monthly system will replace the 4-week Business Period.

Commissionable Volume (CV) will replace APO.

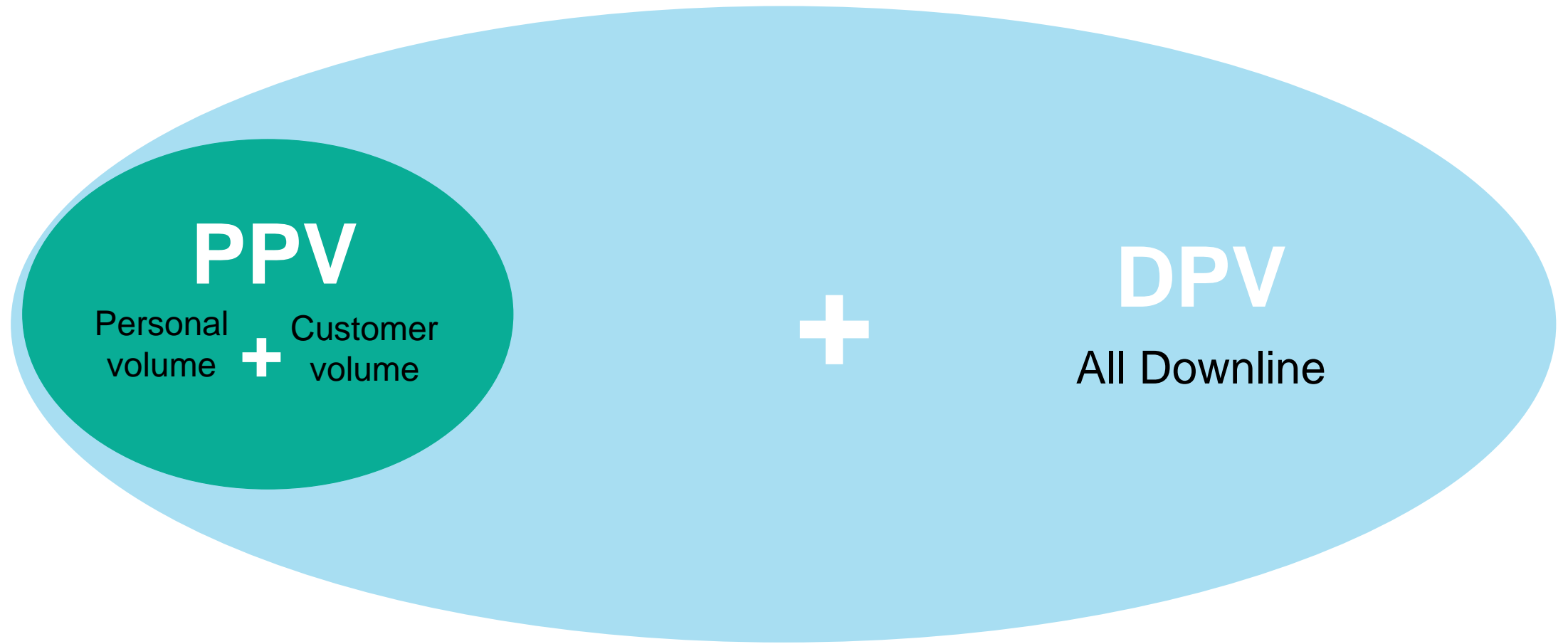
PPV

Personal order + your customer volume.

DPV

Your PPV + all Downline volume

COMPENSATION PLAN ENHANCEMENT





LEADERSHIP PATH



PATHWAY TO PRESIDENTIAL OVERVIEW



ASSOCIATE



DIRECTOR



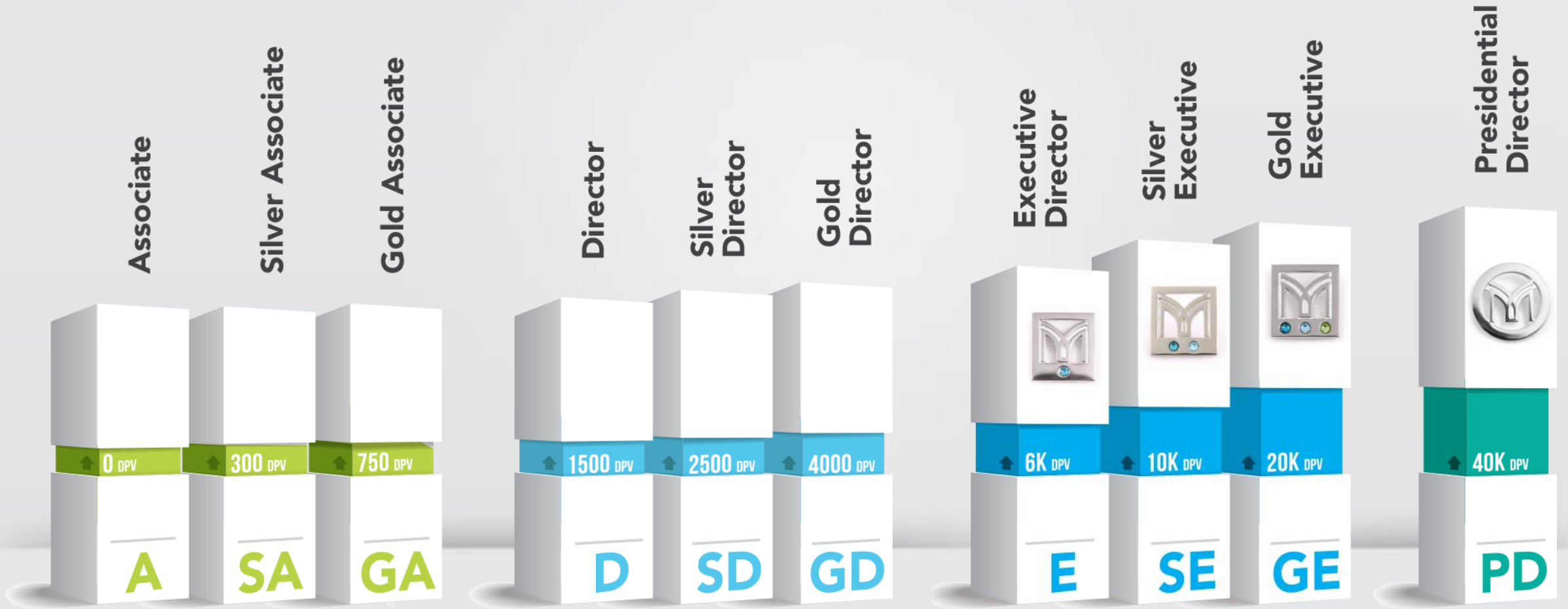
EXECUTIVE
DIRECTOR



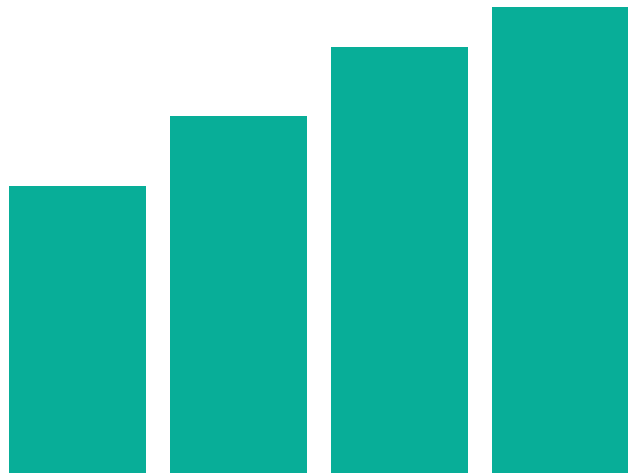
PD



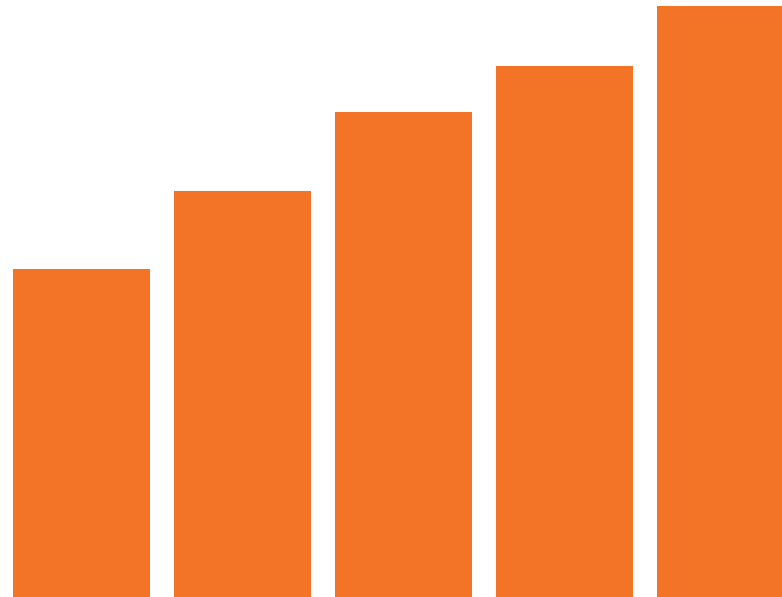
PATHWAY TO PRESIDENTIAL



PATHWAY TO CROWN OVERVIEW



PRESIDENTIALS



PLATINUM
PRESIDENTIALS



CROWN
PLATINUM

PATHWAY TO CROWN





6 WAYS TO EARN INCOME



BONUS 1: CUSTOMER/POWER SELLER BONUSES

Power Seller Bonus*	Tiered Customer Commissions Based on Customer Volume
Tier 1 150-499 PPV	5% Power Seller Bonus
Tier 2 500-999 PPV	10% Power Seller Bonus
Tier 3 1,000 or more PPV	15% Power Seller Bonus

* Includes your own Associate Purchase(s) plus your Customer Volume

BONUS 1: AUTOSHIP QUALIFIED (AQ) CUSTOMER BONUS

	Count of AQ Customers (minimum 100 PV each)	\$ Per Month
AQ Personal	5 AQ Customers	\$75/mo
AQ Team	<ol style="list-style-type: none">1. You must be AQ Personal qualified.2. Enroll 2 Associates who achieve AQ Personal requirements.	\$300/mo

AQ = Customer with an Auto Order of 100 or more Point Volume


BONUS 2: FIRST ORDER BONUS

Building Your Organization

FIRST ORDER



BUNDLES CAN BECOME
AUTO ORDERS



ALL FUTURE ORDERS WILL HAVE **FULL COMMISSIONABLE VOLUME**

First Order Value Bundles will be assigned a commissionable volume of 60%.

BONUS 3: MENTOR BONUS

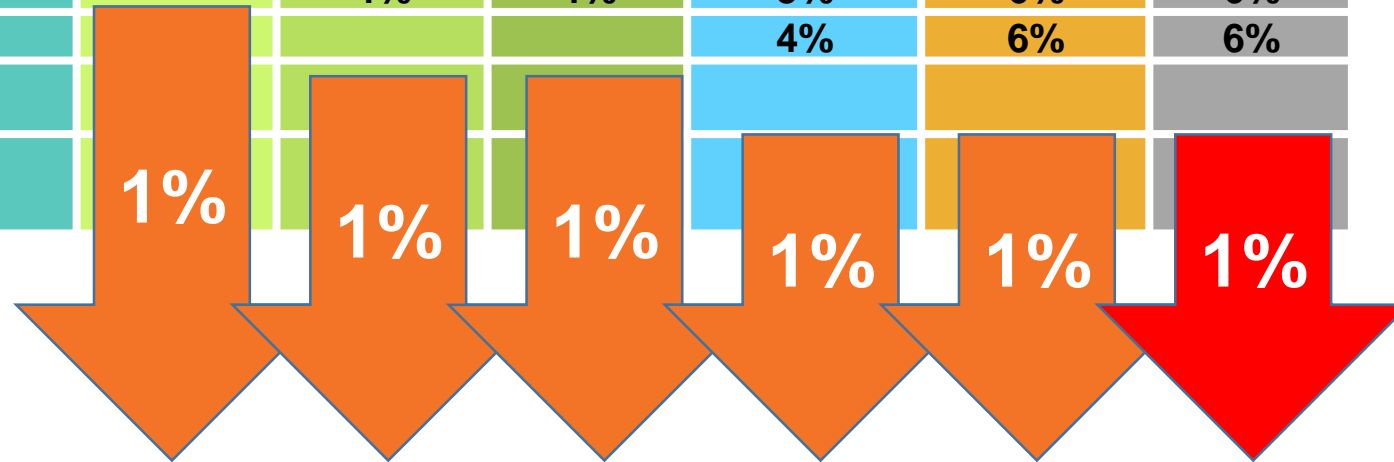
	Monthly Bonus
Gold Associate – 750 DPV	\$30
Director – 1,500 DPV	\$40
Silver Director – 2,500 DPV	\$50
Gold Director – 4,000 DPV	\$75
Executive Director (and above) – 6,000 DPV	\$100

Mentor Bonus pays a monthly commission to the ENROLLER of equal or higher rank. If the ENROLLER has a lower rank, their bonus is limited to the corresponding title bonus of their rank. USD Shown.

BONUS 4: UNI-LEVEL PAYOUTS/INFINITY BONUS

UNILEVEL	SA 300	GA 750	D 1.5K	SD 2.5K	GD 4K	E 6K	SE 10K	GE 20K	PD 40K	BPD 80K	SPD and above
Level 1	3%	4%	5%	6%	7%	8%	8%	8%	8%	8%	8%
Level 2		2%	3%	4%	6%	8%	8%	8%	8%	8%	8%
Level 3			2%	4%	6%	8%	8%	8%	8%	8%	8%
Level 4				3%	4%	6%	6%	6%	6%	6%	6%
Level 5						5%	5%	6%	6%	6%	6%
Level 6							4%	4%	5%	6%	6%
Level 7									4%	6%	6%
INFINITY BONUS w/Cap											

Big Leg Bonus
 Side Volume Bonus



BONUS 4: INFINITY BONUS—CAPS

	E 6K	SE 10K	GE 20K	PD 40K	BPD 80K	SPD 160K	GPD 240K	PPD 320K	1*PPD 640K	2*PPD 1.25M	3*PPD 2.5M	4*PPD 5M	CP 10M
Big Leg Infinity Bonus (with Cap)	1% \$200	1% \$400	1% \$600	1% \$800	1% \$1,000								
Side Volume Infinity Bonus (with Cap)						1% \$2,500	1% \$5,000	1% \$10,000	1% NO CAP	1% NO CAP	1% NO CAP	1% NO CAP	1% NO CAP

BONUS 5: LEADER CHECK MATCH

You earn check match on ALL Executive Directors (6K) and above.

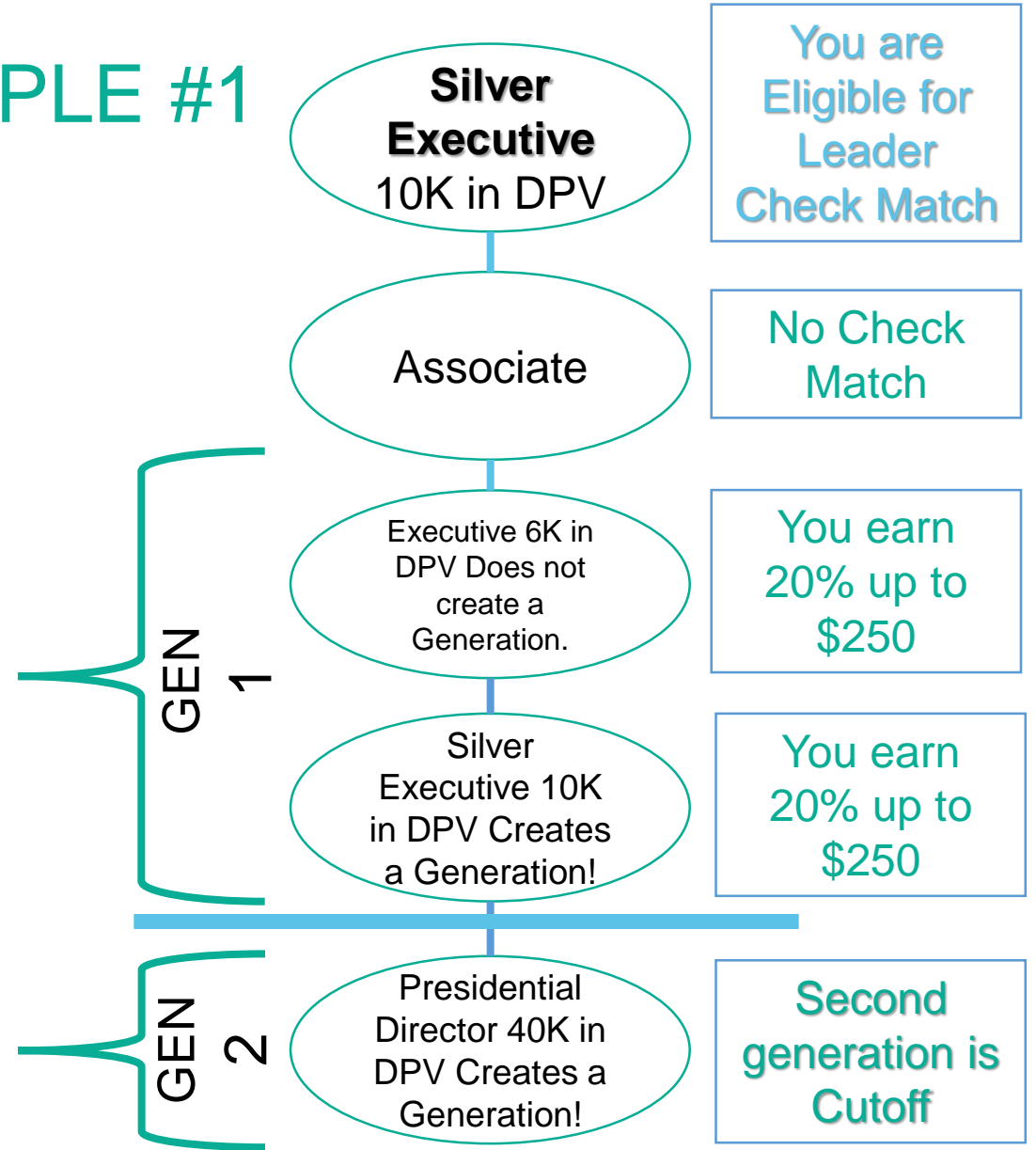
	SE 10K	GE 20K	PD 40K	BPD 80K	SPD 160K	GPD 240K	PPD 320K	1*PPD 640K	2*PPD 1.25M	3*PPD 2.5M	4*PPD 5M	CP 10M
Cap per Downline leader	\$250	\$500	\$750	\$1,000	\$1,500	\$2,000	\$2,500	\$3,000	\$3,500	\$4,000	\$5,000	\$10,000
Gen 1	20%	20%	20%	20%	20%	20%	20%	20%	20%	20%	20%	20%
Gen 2		20%	20%	20%	20%	20%	20%	20%	20%	20%	20%	20%
Gen 3			10%	10%	10%	10%	10%	10%	10%	10%	10%	10%
Gen 4				10%	10%	10%	10%	10%	10%	10%	10%	10%
Gen 5					2.5%	2.5%	2.5%	2.5%	2.5%	2.5%	2.5%	2.5%
Gen 6						2.5%	2.5%	2.5%	2.5%	2.5%	2.5%	2.5%

A generation is defined as SE (10K) and above.

LEADER CHECK MATCH – EXAMPLE #1

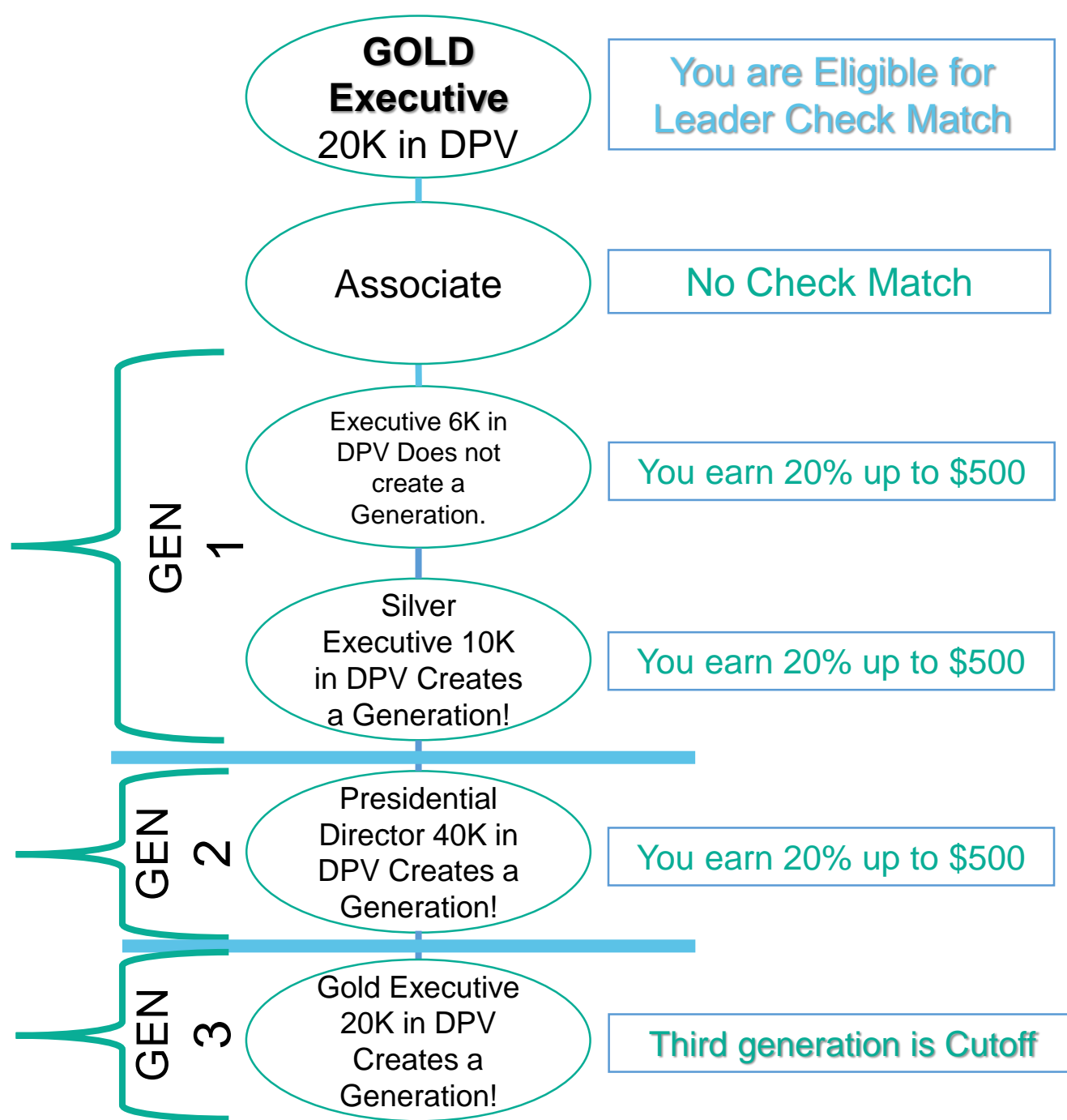
- Silver Executives and higher earn Leader Check Match.
- Leader Check Match pays through the Placement Lineage (not the Enroller).
- Check Match pays a percentage of leaders' Uni-level/Infinity Bonus in all Legs!
- Silver Executive (10K in DPV) and higher create Generations for Check Match.
- Earn Check Match on your Executive Directors (6K in DPV). They do not create a generation.

	SE 10K
Cap per Downline leader	\$250
Gen 1	20%
Gen 2	
Gen 3	
Gen 4	
Gen 5	
Gen 6	



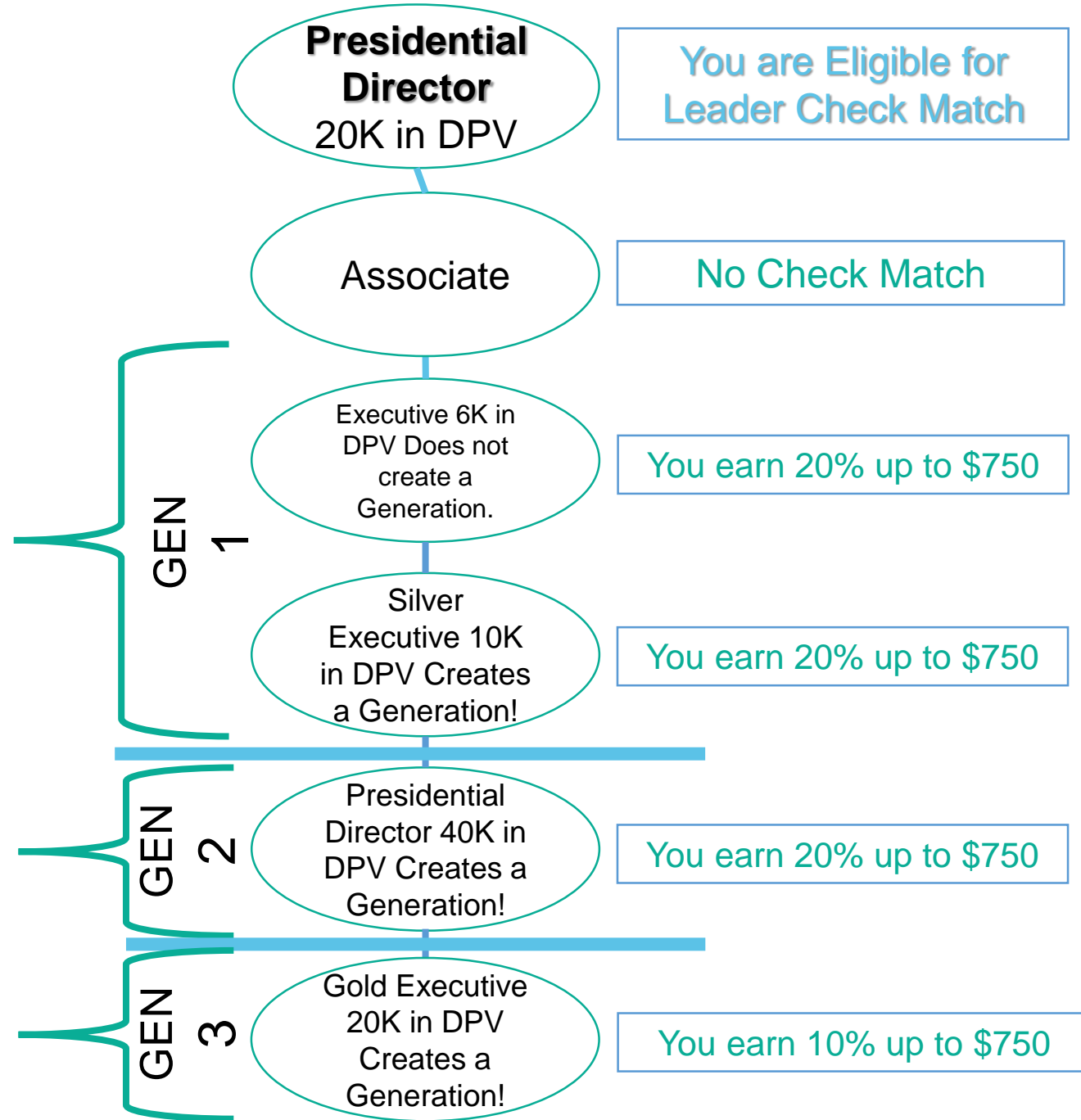
EXAMPLE #2

	SE 10K	GE 20K
Cap per Downline leader	\$250	\$500
Gen 1	20%	20%
Gen 2		20%
Gen 3		
Gen 4		
Gen 5		
Gen 6		



EXAMPLE #3

	SE 10K	GE 20K	PD 40K
Cap per Downline leader	\$250	\$500	\$750
Gen 1	20%	20%	20%
Gen 2		20%	20%
Gen 3			10%
Gen 4			
Gen 5			
Gen 6			



BONUS 6: GLOBAL POOL BONUS

Pays on all qualified and active SPDs and above.



Leadership Rank	Shares
Silver PD	1
Gold PD	1.5
Platinum PD	2
1* Platinum	2.5
2* Platinum	3
3* Platinum	3.5
4* Platinum	4
Crown Platinum Ambassador	5

- Must maintain leadership rank for three consecutive months.

QUALIFICATION CRITERIA

		Silver Associate SA	Gold Associate GA	Director D	Silver Director SD	Gold Director GD	Executive Director E
Transition PPV		100 PPV	100 PPV	150 PPV	150 PPV	150 PPV	150 PPV
DPV		300	750	1,500	2,500	4,000	6,000
DPV - Max Leg	60/40	180	450	900	1,500	2,400	3,600
Transition Active Legs (100 PPV = Active)		2	2	2	2	2	2

*Transition Qualification ends in January 2018

LEADER LEVEL QUALIFICATION CRITERIA

	SE 10K	GE 20K	PD 40K	BPD 80K	SPD 160K	GPD 240K	PPD 320K	1*PPD 640K	2*PPD 1.25M	3*PPD 2.5M	4*PPD 5M	CP 10M
Transition PPV	150	150	150	150	150	150	150	150	150	150	150	150
DPV	10K	20K	40K	80K	160K	240K	320K	640K	1.25M	2.5M	5M	10M
Max Leg 70/30	7K	14K	28K	56K	112K	168K	224K	448K	875K	1.75M	3.5M	7M
Active Legs	2	3	3	3	3	3	4	4	4	4	4	4

*Transition Qualification ends in January 2018

All bonuses and commissions are paid from product sales.

LEADERSHIP RANKS AND QUALIFICATIONS

Rank	SA	GA	D	SD	GD
PPV	100	100	160	160	160
DPV	300	760	1,600	2,600	4,000
*Max Leg DPV	180	460	800	1,600	2,400
Side Volume DPV	120	300	800	1,000	1,800
Minimum Number of Active Legs	2	2	2	2	2

Rank	ED	SED	GED	PD	BPD	SPD	GPD	PPD	1* PPD	2* PPD	3* PPD	4* PPD	CP
PPV	150	150	150	150	150	150	150	150	150	150	150	150	150
DPV	6,000	10,000	20,000	40,000	80,000	160,000	240,000	320,000	640,000	1,250,000	2,500,000	5,000,000	10,000,000
*Max Leg DPV	3,600	7,000	14,000	28,000	56,000	112,000	168,000	224,000	448,000	875,000	1,750,000	3,500,000	7,000,000
Side Volume DPV	2,400	3,000	6,000	12,000	24,000	48,000	72,000	96,000	192,000	375,000	750,000	1,500,000	3,000,000
Leader Leg Caps	\$750	\$1,500	\$2,500	\$5,000	\$8,000	\$12,000	\$18,000	\$25,000	\$30,000	\$40,000	\$50,000	\$100,000	No Cap
Minimum Number of Active Legs	2	2	3	3	3	3	3	4	4	4	4	4	5
** Leader Leg Points			0.5	1	1.5	2	2.5	3	3	3	3	3	3
Minimum Structure Required					1 pt	2 ODE or above with 2 pts	3 ODE or above with 3 pts	4 ODE or above with 4 pts	4 PD or above with 8 pts	4 PD or above with 8 pts	4 PD or above with 10 pts	4 PD or above with 12 pts	6 PD or above with 16 pts